


## Trackside Signalling Aluminium Power Cables to BR880

### Applications

BR880 solid sector shaped conductors for trackside signalling power supplies.

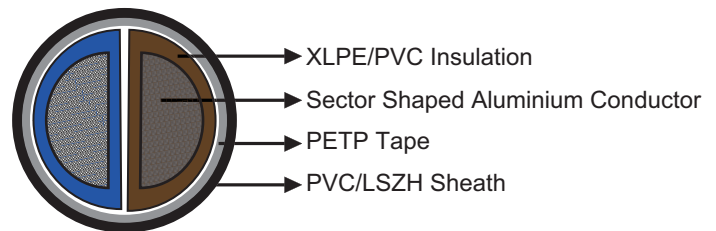
### Standards

- BR880
- BS 5467
- BS 6346
- UNE 21123



### Construction

- Conductors: Sector shaped solid plain aluminium to IEC 60228 class 2 or 5.
- Insulation: XLPE type GP8 to BS 7655 or PVC type TI 1 to BS 7655.
- Core Wrapping: PETP (Polyethylene Terephthalate).
- Sheath: PVC type 9 to BS 7655 (LSZH can be offered as an option).



### Electrical Characteristics at 20°C

Nominal Conductor Cross Section	mm <sup>2</sup>	16	25	35	50	70	95
Maximum Conductor Resistance	Ω/km	1.91*	1.2*	0.868*	0.641	0.443	0.32**
Voltage Rating	KV	0.6/1.0					

\* Aluminium conductors 10mm<sup>2</sup> to 35mm<sup>2</sup> circular only.

\*\* For single core cables, four sectoral shaped conductors may be assembled into a single circular conductor. The maximum resistance of the assembled conductor shall be 25% of that of the individual component conductors.

### Mechanical and Thermal Properties

- Minimum Bending Radius: 10×OD
- Temperature Range: -30°C to +70°C (during operation); -10°C +55°C (during installation)

### Core Identification

2 core: Brown/Blue

4 core: Blue/Brown/Black/Grey



## Dimensions and Weight

Cable Code	No. of cores & Nominal Conductor Cross Sectional Area No. x mm <sup>2</sup>	Nominal Thickness of Insulation mm	Nominal Thickness of Sheath mm	Nominal Overall Diameter mm	Nominal Weight kg/km
RF880-RV-K-0.6/1KV-2G16AL	2x16	1.0	1.8	14.3	420
RF880-RV-K-0.6/1KV-2G25AL	2x25	1.2	1.8	16.6	455
RF880-RV-K-0.6/1KV-2G35AL	2x35	1.2	1.8	18.0	525
RF880-RV-K-0.6/1KV-2G50AL	2x50	1.4	1.8	20.4	620
RF880-RV-K-0.6/1KV-2G70AL	2x70	1.4	1.9	22.8	840
RF880-RV-K-0.6/1KV-2G95AL	2x95	1.6	2.0	26.2	1020
RF880-RV-K-0.6/1KV-4G70AL	4x70	1.4	2.0	30.6	1750
RF880-RV-K-0.6/1KV-4G95AL	4x95	1.6	2.2	35.5	2100

K is changed to U if the stranding class is changed from class 5 to class 2

PVC Sheath



Flame Retardant  
NF C32-070-2.1(C2)  
IEC 60332-1/EN 50265-2-1


LSZH Sheath



Flame Retardant  
NF C32-070-2.1(C2)  
IEC 60332-1/EN 50265-2-1



Fire Retardant  
NF C32-070-2.2(C1)  
IEC 60332-3/EN 50266



Zero Halogen  
IEC 60754-1/NF C20-454  
EN 50267-2-1



Low Smoke Emission  
IEC 61034/NFC20-902  
EN 50268/NF C32-073



Low Corrosivity  
EN 50267-2-2/NF C32-074  
IEC 60754-2/NF C20-453



Low Toxicity

